




HANDLES-D

Operators (pilot lights - push buttons - handles)



Installation

hazardous areas - Zone 1 / 2 (Gases) - Zone 21 / 22 (Dusts)

Classification

Group II - Category 2G 2D

Reference standards

Directive 2014/34/EU	
Execution	<ul style="list-style-type: none"> ⊕ II 2 G Ex d IIB+H2 Gb or IIC Gb ⊕ II 2 D Ex tb IIIC Db
Rules of compliance	EN/IEC 60079-0; EN/IEC 60079-1; EN/IEC 60079-31
EU Type-Examination Certificate	INERIS 13 ATEX 9017U
Protection degree	IP66
Ambient temperature	-60 °C ÷ +200 °C -60 °C ÷ +95 °C (pilot lights)
Other available certificates	IECEX: IECEX INE 13_0073U INMETRO: CEPEL 13.2257U NEC 505: UL E466537-20140201

Mechanical characteristics

Pilot lights	
Body	polycarbonate
Diffuser	polycarbonate
Illuminated push buttons	
Body	stainless steel
Protection ring	nickel plated brass
Diffuser	polycarbonate
Transmission	stainless steel
HANDLES (Aluminium version)	
Body	aluminium light alloy painted RAL9005
Transmission parts	stainless steel
HANDLES (Stainless steel version)	
Body	stainless steel unpainted
Transmission parts	stainless steel
Push buttons	
Body	stainless steel
Protection ring	stainless steel
Button	aluminium light alloy / stainless steel
Transmission	stainless steel



Technical data

HANDLES-D	Normal push button code (button in aluminium)	Normal push button code (button in stainless steel)	Padlockable push button code	Contacts	Push button colour	Thread size
Normal and padlockable type spring return push button - contacts 10 AMP						
<p>EFP#2M**TS (button in aluminium)</p>	EFP#2MWHTSXX10	EFP#2MWHTSXP10FF	EFP#2MWHLSXX10	1 NO	White	ISO-M25
	EFP#2MWHTSXX01	EFP#2MWHTSXP01FF	EFP#2MWHLSXX01	1 NC	White	ISO-M25
	EFP#2MWHTSXX11	EFP#2MWHTSXP11FF	EFP#2MWHLSXX11	1 NO + 1 NC	White	ISO-M25
	EFP#2MWHTSXX20	EFP#2MWHTSXP20FF	EFP#2MWHLSXX20	2 NO	White	ISO-M25
	EFP#2MWHTSXX02	EFP#2MWHTSXP02FF	EFP#2MWHLSXX02	2 NC	White	ISO-M25
	EFP#2MBUTSXX10	EFP#2MBUTSXP10FF	EFP#2MBULSXX10	1 NO	Blue	ISO-M25
	EFP#2MBUTSXX01	EFP#2MBUTSXP01FF	EFP#2MBULSXX01	1 NC	Blue	ISO-M25
	EFP#2MBUTSXX11	EFP#2MBUTSXP11FF	EFP#2MBULSXX11	1 NO + 1 NC	Blue	ISO-M25
	EFP#2MBUTSXX20	EFP#2MBUTSXP20FF	EFP#2MBULSXX20	2 NO	Blue	ISO-M25
	EFP#2MBUTSXX02	EFP#2MBUTSXP02FF	EFP#2MBULSXX02	2 NC	Blue	ISO-M25
	EFP#2MYETSXX10	EFP#2MYETSXP10FF	EFP#2MYELSXX10	1 NO	Yellow	ISO-M25
	EFP#2MYETSXX01	EFP#2MYETSXP01FF	EFP#2MYELSXX01	1 NC	Yellow	ISO-M25
<p>EFP#2M**TSXP**FF (button in stainless steel)</p>	EFP#2MYETSXX11	EFP#2MYETSXP11FF	EFP#2MYELSXX11	1 NO + 1 NC	Yellow	ISO-M25
	EFP#2MYETSXX20	EFP#2MYETSXP20FF	EFP#2MYELSXX20	2 NO	Yellow	ISO-M25
	EFP#2MYETSXX02	EFP#2MYETSXP02FF	EFP#2MYELSXX02	2 NC	Yellow	ISO-M25
	EFP#2MBKTSXX10	EFP#2MBKTSXP10FF	EFP#2MBKLSXX10	1 NO	Black	ISO-M25
	EFP#2MBKTSXX01	EFP#2MBKTSXP01FF	EFP#2MBKLSXX01	1 NC	Black	ISO-M25
	EFP#2MBKTSXX11	EFP#2MBKTSXP11FF	EFP#2MBKLSXX11	1 NO + 1 NC	Black	ISO-M25
	EFP#2MBKTSXX20	EFP#2MBKTSXP20FF	EFP#2MBKLSXX20	2 NO	Black	ISO-M25
	EFP#2MBKTSXX02	EFP#2MBKTSXP02FF	EFP#2MBKLSXX02	2 NC	Black	ISO-M25
	EFP#2MRDTSXX10	EFP#2MRDTSXP10FF	EFP#2MRDLSXX10	1 NO	Red	ISO-M25
	EFP#2MRDTSXX01	EFP#2MRDTSXP01FF	EFP#2MRDLSXX01	1 NC	Red	ISO-M25
	EFP#2MRDTSXX11	EFP#2MRDTSXP11FF	EFP#2MRDLSXX11	1 NO + 1 NC	Red	ISO-M25
	EFP#2MRDTSXX20	EFP#2MRDTSXP20FF	EFP#2MRDLSXX20	2 NO	Red	ISO-M25
<p>EFP#2M**LS</p>	EFP#2MRDTSXX02	EFP#2MRDTSXP02FF	EFP#2MRDLSXX02	2 NC	Red	ISO-M25
	EFP#2MGNTSXX10	EFP#2MGNTSXP10FF	EFP#2MGNLSXX10	1 NO	Green	ISO-M25
	EFP#2MGNTSXX01	EFP#2MGNTSXP01FF	EFP#2MGNLSXX01	1 NC	Green	ISO-M25
	EFP#2MGNTSXX11	EFP#2MGNTSXP11FF	EFP#2MGNLSXX11	1 NO + 1 NC	Green	ISO-M25
	EFP#2MGNTSXX20	EFP#2MGNTSXP20FF	EFP#2MGNLSXX20	2 NO	Green	ISO-M25
	EFP#2MGNTSXX02	EFP#2MGNTSXP02FF	EFP#2MGNLSXX02	2 NC	Green	ISO-M25

HANDLES-D	Code	Contacts diagram	Supply	Lampholder	Lamp colour	Size
Pilot light for back cover installation						
	EFLPC#2MWH	–	12V ÷ 380 V ac/dc	Ba-9s	White	ISO-M25
	EFLPC#2MBU	–	12V ÷ 380 V ac/dc	Ba-9s	Blue	ISO-M25
	EFLPC#2MYE	–	12V ÷ 380 V ac/dc	Ba-9s	Yellow	ISO-M25
	EFLPC#2MRD	–	12V ÷ 380 V ac/dc	Ba-9s	Red	ISO-M25
	EFLPC#2MGR	–	12V ÷ 380 V ac/dc	Ba-9s	Green	ISO-M25
	EFLPC#2MOG	–	12V ÷ 380 V ac/dc	Ba-9s	Orange	ISO-M25

Technical data

HANDLES-D	Code	Contacts diagram	Supply	Lampholder	Lamp colour	Size
Spring return illuminated push button for back cover installation						
	EFPL#3MBUSXX10	1NO	12V ÷ 380 V ac/dc	Ba-9s	Blue	ISO-M32
	EFPL#3MBUSXX11	1NO + 1NC	12V ÷ 380 V ac/dc	Ba-9s	Blue	ISO-M32
	EFPL#3MYESXX01	1NC	12V ÷ 380 V ac/dc	Ba-9s	Yellow	ISO-M32
	EFPL#3MYESXX11	1NO + 1NC	12V ÷ 380 V ac/dc	Ba-9s	Yellow	ISO-M32
	EFPL#3MRDSXX10	1NO	12V ÷ 380 V ac/dc	Ba-9s	Red	ISO-M32
	EFPL#3MRDSXX01	1NC	12V ÷ 380 V ac/dc	Ba-9s	Red	ISO-M32
	EFPL#3MRDSXX11	1NO + 1NC	12V ÷ 380 V ac/dc	Ba-9s	Red	ISO-M32
	EFPL#3MGNSXX10	1NO	12V ÷ 380 V ac/dc	Ba-9s	Green	ISO-M32
	EFPL#3MGNSXX11	1NO + 1NC	12V ÷ 380 V ac/dc	Ba-9s	Green	ISO-M32

HANDLES-D	Code	Contacts	Push button colour	Thread size
Release by key stay-put mushroom push button - contacts 10AMP				
	EFPFSC#2MBKSXX10	1 NO	Black	ISO-M25
	EFPFSC#2MBKSXX10	1 NC	Black	ISO-M25
	EFPFSC#2MBKSXX11	1 NO + 1 NC	Black	ISO-M25
	EFPFSC#2MBKSXX20	2 NO	Black	ISO-M25
	EFPFSC#2MBKSXX02	2 NC	Black	ISO-M25
	EFPFSC#2MRDSXX10	1 NO	Red	ISO-M25
	EFPFSC#2MRDSXX10	1 NC	Red	ISO-M25
	EFPFSC#2MRDSXX11	1 NO + 1 NC	Red	ISO-M25
	EFPFSC#2MRDSXX20	2 NO	Red	ISO-M25
	EFPFSC#2MRDSXX02	2 NC	Red	ISO-M25

Turn to release stay-put mushroom push button - contacts 10AMP				
	EFPFSR#2MYESXX10	1 NO	Yellow	ISO-M25
	EFPFSR#2MYESXX01	1 NC	Yellow	ISO-M25
	EFPFSR#2MYESXX11	1 NO + 1 NC	Yellow	ISO-M25
	EFPFSR#2MYESXX20	2 NO	Yellow	ISO-M25
	EFPFSR#2MYESXX02	2 NC	Yellow	ISO-M25
	EFPFSR#2MBKSXX10	1 NO	Black	ISO-M25
	EFPFSR#2MBKSXX01	1 NC	Black	ISO-M25
	EFPFSR#2MBKXX11	1 NO + 1 NC	Black	ISO-M25
	EFPFSR#2MBKXX20	2 NO	Black	ISO-M25
	EFPFSR#2MBKSXX02	2 NC	Black	ISO-M25
	EFPFSR#2MRDSXX10	1 NO	Red	ISO-M25
	EFPFSR#2MRDSXX01	1 NC	Red	ISO-M25
	EFPFSR#2MRDXX11	1 NO + 1 NC	Red	ISO-M25
	EFPFSR#2MRDXX20	2 NO	Red	ISO-M25
	EFPFSR#2MRDSXX02	2 NC	Red	ISO-M25

Spring return mushroom push button - contacts 10amp				
	EFPF#2MRDSXX10	1 NO	Red	ISO-M25
	EFPF#2MRDSXX01	1 NC	Red	ISO-M25
	EFPF#2MRDSXX11	1 NO + 1 NC	Red	ISO-M25
	EFPF#2MRDSXX20	2 NO	Red	ISO-M25
	EFPF#2MRDSXX02	2 NC	Red	ISO-M25

Technical data


HANDLES-D	Code	Handle colour	Size
Back cover installation handle (for MCBs only)			
	EFI2M-MCBCMAL-EJB21-61 (Aluminium)	Black	ISO-M25
	EFI2M-MCBCMXX-EJB21-61 (Stainless Steel)	Unpainted	
	EFI2M-MCBCMAL-EJB71-91 (Aluminium)	Black	ISO-M25
	EFI2M-MCBCMXX-EJB71-91 (Stainless Steel)	Unpainted	
	EFI2M-MCBRSAL-EJB21-61 (Aluminium)	Black	ISO-M25
	EFI2M-MCBRSXX-EJB21-61 (Stainless Steel)	Unpainted	
	EFI2M-MCBRSAL-EJB71-91 (Aluminium)	Black	ISO-M25
	EFI2M-MCBRSXX-EJB71-91 (Stainless Steel)	Unpainted	
Back cover installation handle (for selector switch only)			
	EFI2M-RLLAL (Aluminium)	Black	ISO-M25
	EFI2M-RLLXX (Stainless Steel)	Unpainted	
	EFI3M-RCXX (Stainless Steel)	Unpainted	ISO-M32
Complete with keys			
	EFI2M-PTM01AL (Aluminium only)	Black	ISO-M25
For potentiometer			
Padlockable handle in all positions (for MCB only)			
	EFI2M-MCBFAL-GUB1 (Aluminium)	Black	ISO-M25
	EFI2M-MCBFXX-GUB1 (Stainless Steel)	Unpainted	
GUB1 only			

Technical data

Padlockable handle in all positions (for MCB and MCCB only)			
	EFI2M-MCBR06P025AL (Aluminium)	Black	ISO-M25
	EFI2M-MCBR06P025XX (Stainless Steel)	Unpainted	
	EFI2M-MCBR10P045AL (Aluminium)	Black	ISO-M25
	EFI2M-MCBR10P045XX (Stainless Steel)	Unpainted	
	EFI2M-MCBR10/1 (Aluminium)	Black	ISO-M25
	EFI2M-MCBR10/1X (Stainless Steel)	Unpainted	
 Padlockable Ring included	EFI2M-MCCBR10P045AL (Aluminium)	Black	ISO-M25
	EFI2M-MCCBR10P045XX (Stainless Steel)	Unpainted	
 Padlockable Ring included	EFI2M-MCCBDR10P055AL (Aluminium only)	Black	ISO-M25

Padlockable ring for handle - 8 padlock positions (on demand only)			
	PKR-8HN00ALR06 (Aluminium)	Black	ISO-M25
	PKR-8HN00XX (Stainless Steel)	Unpainted	

HANDLES-D	Code
Rotary device for schneider MCB	



KITMRIC60

HANDLES: Handle nameplate to be required "on demand".

REMARK:
Due to the development of the national and international specifications and of the technology, the above technical characteristics showed on this bulletin can be considered as binding on our confirmation only.